



TRIAL DES NATIONS 2010




MYSLENICE - MYSLENICE - PZM

POLAND

11/09/2010

FINAL RESULTS

LADIES

TEAMS		Sections 14 + 14	T1	LAP 1	LAP 2	T2	TOTAL	0	1	2	3	5	20	YC	EX	TIME																																													
1	<u>RFME</u> SPA		0	11	11	0	22	56	13	3	5	7	0	0	0	14 h 50 m 32 s																																													
		<table border="1"> <tr> <td>LAP 1</td> <td>0</td><td>1</td><td>0</td><td>0</td><td>3</td><td>0</td><td>0</td><td>0</td><td>0</td><td>0</td><td>5</td><td>2</td><td>0</td><td>0</td> </tr> <tr> <td></td> <td>1</td><td>2</td><td>3</td><td>4</td><td>5</td><td>6</td><td>7</td><td>8</td><td>9</td><td>10</td><td>11</td><td>12</td><td>13</td><td>14</td> </tr> <tr> <td>LAP 2</td> <td>0</td><td>1</td><td>1</td><td>0</td><td>5</td><td>0</td><td>0</td><td>0</td><td>0</td><td>0</td><td>3</td><td>0</td><td>1</td><td>0</td> </tr> </table>															LAP 1	0	1	0	0	3	0	0	0	0	0	5	2	0	0		1	2	3	4	5	6	7	8	9	10	11	12	13	14	LAP 2	0	1	1	0	5	0	0	0	0	0	3	0	1	0
LAP 1	0	1	0	0	3	0	0	0	0	0	5	2	0	0																																															
	1	2	3	4	5	6	7	8	9	10	11	12	13	14																																															
LAP 2	0	1	1	0	5	0	0	0	0	0	3	0	1	0																																															
		SANZ LAIA - MONTESA // CONDE MIREIA - BETA // GOMEZ SANDRA - GAS GAS																																																											
2	<u>ACU</u> GBR		0	10	14	0	24	57	16	4	3	4	0	0	0	14 h 50 m 49 s																																													
		<table border="1"> <tr> <td>LAP 1</td> <td>0</td><td>0</td><td>1</td><td>0</td><td>4</td><td>0</td><td>0</td><td>0</td><td>0</td><td>1</td><td>3</td><td>0</td><td>1</td><td>0</td> </tr> <tr> <td></td> <td>1</td><td>2</td><td>3</td><td>4</td><td>5</td><td>6</td><td>7</td><td>8</td><td>9</td><td>10</td><td>11</td><td>12</td><td>13</td><td>14</td> </tr> <tr> <td>LAP 2</td> <td>1</td><td>0</td><td>1</td><td>0</td><td>7</td><td>0</td><td>0</td><td>0</td><td>0</td><td>0</td><td>4</td><td>0</td><td>0</td><td>1</td> </tr> </table>															LAP 1	0	0	1	0	4	0	0	0	0	1	3	0	1	0		1	2	3	4	5	6	7	8	9	10	11	12	13	14	LAP 2	1	0	1	0	7	0	0	0	0	0	4	0	0	1
LAP 1	0	0	1	0	4	0	0	0	0	1	3	0	1	0																																															
	1	2	3	4	5	6	7	8	9	10	11	12	13	14																																															
LAP 2	1	0	1	0	7	0	0	0	0	0	4	0	0	1																																															
		BRISTOW EMMA - GAS GAS // COLES JOANNE - GAS GAS // COOK REBEKAH - SHERCO																																																											
3	<u>DMSB</u> GER		0	27	30	0	57	36	21	7	9	11	0	0	0	14 h 47 m 35 s																																													
		<table border="1"> <tr> <td>LAP 1</td> <td>1</td><td>2</td><td>0</td><td>0</td><td>6</td><td>0</td><td>0</td><td>0</td><td>0</td><td>0</td><td>10</td><td>3</td><td>3</td><td>2</td> </tr> <tr> <td></td> <td>1</td><td>2</td><td>3</td><td>4</td><td>5</td><td>6</td><td>7</td><td>8</td><td>9</td><td>10</td><td>11</td><td>12</td><td>13</td><td>14</td> </tr> <tr> <td>LAP 2</td> <td>2</td><td>1</td><td>1</td><td>0</td><td>10</td><td>0</td><td>0</td><td>0</td><td>1</td><td>0</td><td>8</td><td>5</td><td>1</td><td>1</td> </tr> </table>															LAP 1	1	2	0	0	6	0	0	0	0	0	10	3	3	2		1	2	3	4	5	6	7	8	9	10	11	12	13	14	LAP 2	2	1	1	0	10	0	0	0	1	0	8	5	1	1
LAP 1	1	2	0	0	6	0	0	0	0	0	10	3	3	2																																															
	1	2	3	4	5	6	7	8	9	10	11	12	13	14																																															
LAP 2	2	1	1	0	10	0	0	0	1	0	8	5	1	1																																															
		LEOTTA ROSITA - GAS GAS // WILDE INA - SHERCO // WULF JESSICA - BETA																																																											



TRIAL DES NATIONS 2010






MYSLENICE - MYSLENICE - PZM

POLAND

11/09/2010

FINAL RESULTS

LADIES

TEAMS		Sections 14 + 14	T1	LAP 1	LAP 2	T2	TOTAL	0	1	2	3	5	20	YC	EX	TIME
7	MA AUS		0	78	79	7	164	9	7	6	25	37	0	0	0	15 h 5 m 31 s
																
				LAP 1												
				LAP 2												
				ANDERSON AILSA - SHERCO // MCKINNON KRISTIE - GAS GAS // LONIE BROOKE - SHERCO												
8	AMA USA		0	85	91	0	176	7	3	3	24	19	0	0	0	21 h 19 m 32 s
																
				LAP 1												
				LAP 2												
				ALLEN CAROLINE - GAS GAS // DUKE SARAH - GAS GAS // -- - --												
9	SVEMO SWE		0	94	111	0	205	1	5	0	24	26	0	0	0	22 h 47 m 15 s
																
				LAP 1												
				LAP 2												
				HENRIKSSON SOFIA - BETA // LARSSON MELINA - GAS GAS // -- - --												



TRIAL DES NATIONS 2010




MYSLENICE - MYSLENICE - PZM

POLAND

11/09/2010

FINAL RESULTS

LADIES

TEAMS		Sections 14 + 14	T1	LAP 1	LAP 2	T2	TOTAL	0	1	2	3	5	20	YC	EX	TIME																																													
10	FNM	POR	0	123	124	0	247	0	0	1	15	40	0	0	0	30 h 52 m 54 s																																													
		<table border="1"> <tr> <td>LAP 1</td> <td>10</td><td>8</td><td>8</td><td>10</td><td>10</td><td>8</td><td>8</td><td>8</td><td>10</td><td>7</td><td>10</td><td>8</td><td>8</td><td>10</td> </tr> <tr> <td></td> <td>1</td><td>2</td><td>3</td><td>4</td><td>5</td><td>6</td><td>7</td><td>8</td><td>9</td><td>10</td><td>11</td><td>12</td><td>13</td><td>14</td> </tr> <tr> <td>LAP 2</td> <td>8</td><td>10</td><td>10</td><td>10</td><td>10</td><td>8</td><td>8</td><td>8</td><td>8</td><td>8</td><td>10</td><td>8</td><td>8</td><td>10</td> </tr> </table>															LAP 1	10	8	8	10	10	8	8	8	10	7	10	8	8	10		1	2	3	4	5	6	7	8	9	10	11	12	13	14	LAP 2	8	10	10	10	10	8	8	8	8	8	10	8	8	10
		LAP 1	10	8	8	10	10	8	8	8	10	7	10	8	8	10																																													
	1	2	3	4	5	6	7	8	9	10	11	12	13	14																																															
LAP 2	8	10	10	10	10	8	8	8	8	8	10	8	8	10																																															
VIEIRA RITA - GAS GAS // -- - -- // -- - --																																																													

The results are provisional until the end of the limit for the protest and until the approval by the Jury -- Time limit for protest expires 30 minutes at the latest after the publication of the results.

Clerk of the course :

Time :