





























**Trial European Championship, Borås 2013-08-17 -- 18**  
**Result for class: FIM Europe Trial European Championship**

Pos.			No.	1	2	3	4	5	6	7	8	9	10	11	12	13	14	15	Lap	P	Total	0	1	2	3	5
1	 ITA Luca Cotone GasGas 280	3	0	1	0	0	5	0	1	0	0	0	0	5	0	0	0	12			29	04:05:00				
			0	0	5	0	5	0	5	0	0	0	0	0	2	0	0	0				17	22	2	1	0
2	 SWE Eddie Karlsson JTG 300	5	0	0	0	0	1	0	0	0	1	5	0	0	0	0	0	7			29	02:51:40				
			5	0	1	0	5	0	5	0	0	1	0	5	0	0	0	22				21	4	0	0	5
3	 GER Franz Kadlec GasGas 300	18	5	0	5	1	2	0	3	0	1	0	1	1	0	0	1	20			30	03:15:49				
			0	0	0	0	1	0	3	0	0	0	2	1	1	1	1	10				14	10	2	2	2
4	 NOR Ib Andersen Beta 300 Team: Team Norway Trial	2	0	2	0	1	2	0	2	5	0	1	0	5	1	0	0	19			47	03:01:46				
			0	0	5	0	5	1	5	1	0	0	3	5	2	0	1	28				13	6	4	1	6
5	 ESP Borrellas Garcia Pere GasGas 300	4	0	1	5	0	5	0	5	5	1	5	0	3	0	0	0	30			48	03:44:20				
			0	0	2	0	5	0	3	1	1	5	0	1	0	0	0	18				15	5	1	2	7
6	 GER Junklewitz Sherco 3.0 300	12	0	0	5	1	2	0	5	5	1	0	0	5	2	0	0	26			59	03:01:27				
			0	3	5	0	5	0	5	3	1	3	1	5	0	0	2	33				12	4	3	3	8
7	 CZE Martin Koustek Beta Evo 4T 300 Team: Ferodo Racing Team	16	0	0	5	0	5	0	3	5	1	1	0	5	1	0	1	27			60	03:59:59				
			0	1	5	0	5	0	3	5	0	5	2	5	0	1	1	33				11	7	1	2	9
8	 GER Christian Kregeloh Ossa 300	14	0	2	5	0	5	1	5	5	2	5	0	0	2	0	0	32			76	02:47:50				
			0	1	5	0	5	5	5	5	5	5	0	3	5	0	0	44				11	2	3	1	13
9	 GER Markus Schütte Beta Evo 2013 297	15	1	3	5	0	5	1	3	5	3	3	0	5	1	5	3	43			80	03:25:44				
			1	2	5	0	5	0	5	3	1	0	3	5	1	3	3	37				5	6	1	9	9
10	 NOR Ole Kristian Sørensen Sherco 300 Team: Team Motorsyklisten	7	5	0	5	2	5	2	3	5	1	5	3	5	3	0	3	47			89	02:46:20				
			2	0	5	5	3	0	5	5	1	5	2	3	5	0	1	42				5	3	4	6	12
11	 NOR Martin Hemmer Beta 300 Team: Team Motorsyklisten	8	5	5	5	0	5	0	5	5	1	1	5	5	2	1	2	47			90	03:38:50				
			1	0	5	0	5	0	5	5	0	5	1	5	5	5	1	43				6	6	2	0	16
12	 GER Michel Schulte GasGas 300 Team: DMSB Trial Junior Team	11	0	1	5	0	5	5	3	5	5	5	5	5	3	2	0	49			93	02:56:44				
			1	1	5	0	5	2	5	5	5	5	0	5	3	1	1	44				5	5	2	3	15













**Trial European Championship, Borås 2013-08-17 -- 18**  
**Result for class: FIM Europe Trial European Championship**

Pos.				No.	1	2	3	4	5	6	7	8	9	10	11	12	13	14	15	Lap	P	Total	0	1	2	3	5		
13	Dennis Ekberg  SWE	Beta Evo 300	17	1	0	5	5	5	5	5	5	5	2	5	3	5	5	3	5	59			111	03:04:00					
				5	0	5	1	5	0	5	5	5	5	5	3	5	5	1	2	52									
																									3 3 2 3 19				
14	Anton Lorensen  SWE	Beta 300	19	0	1	5	0	5	5	5	5	0	5	5	5	5	1	5	52			112	03:41:14						
				5	0	5	0	5	5	5	5	5	5	5	5	5	0	5	60										
																									6 2 0 0 22				
15	Martin Lagergren  SWE Team: EC Trial	Sherco 300	6	2	1	5	1	5	3	5	5	5	5	5	5	5	5	5	62			122	03:12:21						
				5	1	5	2	5	5	5	5	5	5	5	5	5	0	2	60										
																									1 3 3 1 22				
	Tim Stuckmann  GER	GasGas 300	10	5	5	5	5	5	5										---			RET							
																								---					
																									0 0 0 0 6				













**Trial European Championship, Borås 2013-08-17 -- 18**  
**Result for class: FIM Europe Trial Junior Cup**

Pos.				No.	1	2	3	4	5	6	7	8	9	10	11	12	13	14	15	Lap	P	Total	0	1	2	3	5	
1	 GBR	Beta 125	35	0	1	1	0	0	0	3	0	0	1	0	0	0	0	0	0	6			13	02:54:40				
				0	5	0	0	1	0	1	0	0	0	0	0	0	0	0	0	7				23	5	0	1	1
2	 NOR	Beta 300	40	0	0	0	1	5	0	5	3	0	0	0	0	0	0	0	0	14			19	02:05:12				
				1	0	0	0	1	0	0	1	0	0	0	2	0	0	0	5	22				4	1	1	2	
3	 GBR	GasGas 125 Team: Jitsie Road & Trials	38	0	0	0	1	0	0	5	5	0	0	1	1	0	1	0	14			22	03:04:39					
				0	0	2	0	0	0	3	0	0	1	1	0	1	0	0	8				19	7	1	1	2	
4	 ITA	Beta 125 Team: Top Trial Team	29	0	3	5	0	0	0	3	1	0	0	0	2	0	0	0	14			23	02:31:26					
				0	1	3	0	0	0	3	0	0	0	0	2	0	0	0	9				21	2	2	4	1	
5	 FIN	Beta 250 Team: Top Trial Team	33	0	0	0	0	5	0	2	1	0	5	3	3	0	0	0	19			26	03:20:39					
				0	0	1	0	0	0	3	2	1	0	0	0	0	0	0	7				20	3	2	3	2	
6	 NOR	Beta 300	39	0	5	0	2	3	0	0	3	0	3	0	2	0	0	0	18			39	03:24:25					
				0	3	2	0	1	0	3	0	0	5	0	3	3	1	0	21				16	2	3	7	2	
7	 SWE	Beta 300	48	0	5	0	0	2	0	5	5	0	1	0	0	0	0	18			42	02:47:25						
				0	5	5	0	5	2	5	0	0	1	0	1	0	0	0				24	18	3	2	0	7	
8	 CZE	GasGas 300	28	0	1	5	0	0	0	3	2	0	5	0	0	2	0	0	18			44	03:39:43					
				0	1	5	0	2	0	5	0	5	3	0	5	0	0	0	26				17	2	3	2	6	
9	 GER	GasGas 125	42	0	2	5	0	3	0	2	0	0	5	0	2	1	1	1	22			48	03:01:55					
				0	3	5	0	5	0	5	0	0	1	1	5	0	0	1	26				13	6	3	2	6	
10	 GBR	Ossa 125	37	0	0	5	0	2	0	5	5	0	0	0	0	1	3	0	21			49	02:31:15					
				0	0	5	1	2	0	3	5	0	3	1	5	3	0	0	28				15	3	2	4	6	
11	 NOR	Beta 280	26	0	3	5	0	5	0	5	1	0	2	1	1	0	0	0	23			54	03:04:23					
				0	1	5	1	3	1	5	3	0	5	1	5	0	1	0	31				11	8	1	3	7	
12	 CZE	GasGas 280	49	0	5	0	0	1	1	5	5	5	0	5	1	0	0	0	28			60	03:34:07					
				0	5	5	1	5	0	3	5	0	1	0	5	1	1	0	32				12	7	0	1	10	

**Trial European Championship, Borås 2013-08-17 -- 18**  
**Result for class: FIM Europe Trial Junior Cup**













Pos.	No.	1	2	3	4	5	6	7	8	9	10	11	12	13	14	15	Lap	P	Total	0	1	2	3	5	
13	Marius Christiansen  NOR Beta Factory 125	27	0	3	0	1	5	0	2	3	1	5	5	1	0	0	1	27		63	03:49:41				
			0	5	5	0	5	1	5	3	0	5	0	5	1	1	0	36			10	7	1	3	9
14	Sander Meling  NOR Sherco 300	34	0	5	0	2	5	5	3	0	0	5	3	1	0	5	0	34		71	03:09:54				
			1	2	1	1	5	5	3	5	5	5	0	1	0	3	0	37			9	5	2	4	10
15	Tobias Johansson  SWE JTG 300	30	0	5	5	3	5	1	5	3	0	5	0	3	0	1	0	36		72	03:08:35				
			0	3	5	3	5	0	3	1	5	3	1	5	0	2	0	36			9	4	1	7	9
16	Emma Bristow  GBR Sherco 300 Team: Sherco Factory	36	0	0	0	2	3	0	3	1	5	5	0	3	1	2	0	25		75	03:28:17				
			0	5	5	1	5	0	3	5	5	2	5	3	1	5	5	50			8	4	3	5	10
17	Gilles Molemans  NED GasGas 300 Team: Alex van den Broek Events and Mezza Invest	50	0	5	5	3	5	0	3	5	1	5	5	3	1	2	1	44		78	02:40:43				
			0	5	3	1	3	0	5	3	2	5	0	5	1	1	0	34			6	6	2	6	10
18	Randy Kerstjens  NED GasGas 300	45	0	3	5	3	5	0	5	3	0	5	2	3	0	3	0	37		81	03:17:40				
			0	3	5	5	3	1	5	3	5	5	3	3	3	0	0	44			8	1	1	11	9
19	Sascha Neumann  GER GasGas 125	43	0	0	5	5	5	0	5	5	1	5	0	5	5	5	0	46		83	03:08:07				
			0	5	5	5	5	0	3	3	0	5	0	5	0	1	0	37			11	2	0	2	15
20	Rasmus Haglund  SWE Beta Factory 125	46	0	2	5	3	5	1	5	5	1	5	0	3	1	5	2	43		84	03:00:10				
			0	3	5	3	5	0	3	3	0	5	2	5	2	5	0	41			6	3	4	6	11
21	Marcus Igelström  SWE Sherco 300	47	0	1	5	1	5	5	5	3	5	5	0	5	0	5	5	50		88	02:41:30				
			0	3	5	1	5	0	5	3	0	5	3	3	1	1	3	38			6	5	0	6	13
22	Oskar Kaczmarczyk  POL Sherco 125 Team: Sherco Polska	44	0	5	5	5	5	3	5	5	1	5	0	5	0	3	3	50		92	03:10:17				
			1	5	5	3	5	0	5	3	0	5	5	2	1	1	1	42			5	5	1	5	14
23	Simon Hyttsten  SWE GasGas 300	32	0	2	5	3	5	0	5	5	5	5	3	5	3	3	5	54		106	03:55:14				
			2	2	5	3	5	0	5	3	5	5	3	5	1	3	5	52			3	1	3	8	15
	Håkon Håkonsen  NOR Beta 300	31	0	5	5	3	5	2	5	3	5	5	5	5	5	5	3	61		RET	02:50:08				
			5	5														---			1	0	1	3	12

**Trial European Championship, Borås 2013-08-17 -- 18**  
**Result for class: FIM Europe Trial Over-40 Cup**








Pos.	No.	1	2	3	4	5	6	7	8	9	10	11	12	13	14	15	Lap	P	Total	0	1	2	3	5	
1	Staffan Floessell  FIN Sherco 300	59	0	0	0	0	1	0	1	1	0	0	0	1	0	1	0	5		23	03:38:15				
			0	0	0	0	5	0	1	1	0	0	0	5	1	5	0	18			19	8	0	0	3
2	Magnus Liljeblad  NOR Sherco 320	62	0	0	0	0	2	0	3	3	0	0	0	5	1	5	0	19		31	03:49:40				
			0	0	0	0	5	0	3	1	0	0	0	3	0	0	0	12			20	2	1	4	3
3	Mario Mempör  AUT Beta 297	53	0	0	3	0	1	0	3	5	0	1	1	3	3	2	0	22		33	03:22:05				
			0	0	0	0	0	0	3	1	0	0	0	5	0	2	0	11			17	4	2	5	2
4	John Van Veelen  NED Ossa 280 Team: J&J Racing	61	5	0	0	0	1	0	2	3	0	1	0	3	1	0	0	16		33	03:32:55				
			1	0	1	0	3	0	3	3	0	0	0	3	2	1	0	17			15	6	2	6	1
5	Lars Nordgren  SWE Sherco 300	64	0	0	2	0	3	0	3	2	0	0	0	3	0	5	0	18		38	03:28:18				
			0	0	0	0	5	0	2	2	0	5	0	3	2	1	0	20			17	1	5	4	3
6	Jonas Andersson  SWE Montesa 250	63	0	0	0	0	3	0	3	5	1	0	0	3	1	2	0	18		39	03:30:04				
			0	0	0	0	3	0	5	2	0	0	0	3	2	5	1	21			16	3	3	5	3
7	Conny Englund  SWE Beta 300	65	0	0	0	5	2	5	3	0	0	0	0	3	1	2	0	21		41	03:00:40				
			0	0	0	0	5	1	3	0	0	1	0	5	0	5	0	20			17	3	2	3	5
8	Per Berggren  SWE Beta Evo Factory 300	60	0	0	0	0	5	0	3	5	0	0	0	5	3	2	0	23		41	03:53:20				
			0	0	0	1	3	0	3	2	0	0	0	3	3	3	0	18			17	1	2	7	3
9	Mats Ohlsson-Lindroos  SWE Montesa 250	67	0	2	1	0	5	0	3	3	0	0	0	5	2	1	0	22		47	02:43:50				
			0	0	2	1	3	0	3	5	0	1	0	5	0	5	0	25			14	4	3	4	5
10	Jacek Olech  POL Beta 290	55	0	0	0	1	3	2	3	0	0	0	0	5	2	1	5	22		48	03:22:10				
			5	0	0	0	5	0	3	1	0	1	0	3	3	5	0	26			14	4	2	5	5
11	Per Ole Svensrud  NOR GasGas 300 Team: Svensrud Trialteam	54	0	0	0	0	2	1	5	5	0	3	0	5	2	2	1	26		48	03:32:55				
			0	0	0	0	3	2	3	5	0	1	0	5	2	1	0	22			13	4	5	3	5
12	Marco Marranci  ITA Sherco 270	52	0	0	1	1	5	1	3	3	0	1	0	3	3	2	0	23		52	02:51:25				
			0	0	3	1	3	1	5	3	0	0	0	5	3	5	0	29			11	6	1	8	4



**Trial European Championship, Borås 2013-08-17 -- 18**  
**Result for class: FIM Europe Trial International Class**

Pos.	No.	1	2	3	4	5	6	7	8	9	10	11	12	13	14	15	Lap	P	Total	0	1	2	3	5	
1	Ole Barkved  NOR Sherco 300	80	0	0	0	0	3	0	3	0	0	0	0	1	0	0	0	7	17	03:23:15	23	2	0	5	0
		0	0	0	0	0	0	0	3	1	0	0	0	3	0	3	0	10							
2	Anders Ludvigsson  SWE Montesa 280	82	0	0	0	0	3	0	3	0	0	0	0	0	5	0	11	22	03:33:15	22	2	2	2	2	2
		0	0	0	0	5	0	2	2	0	0	0	0	1	1	0	11								
3	Michele Bosi  ITA Beta 250	94	0	0	0	0	5	0	3	2	0	0	0	1	0	2	0	26	02:47:36	20	3	2	3	2	2
		0	0	0	0	3	0	1	5	0	0	0	3	1	0	0	13								
4	Daniel Berntsen  NOR Sherco 300	76	0	0	0	0	3	0	3	1	0	0	0	5	1	0	0	35	02:16:10	19	3	0	4	4	4
		0	0	0	0	3	5	3	5	0	0	0	5	1	0	0	22								
5	Tomas Sørensen  NOR Sherco 125 Team: Team Motorsyklisten	78	0	0	0	0	3	0	3	2	0	0	0	1	3	0	0	36	02:54:35	19	2	1	4	4	4
		0	0	0	0	3	0	5	5	0	0	0	5	1	5	0	24								
6	Dominik Wünsch  CZE GasGas 300	92	0	0	0	0	1	0	3	2	0	5	0	5	5	5	0	36	03:39:47	18	2	4	2	4	4
		0	0	0	0	0	0	2	2	0	0	0	3	2	1	0	10								
7	Kaspars V rnieks  LAT Sherco 300	89	0	0	0	0	5	1	3	1	0	0	0	2	2	5	0	37	02:42:02	17	4	2	3	4	4
		0	0	0	0	3	0	3	5	0	0	0	5	1	1	0	18								
8	Rafal Luberd  POL Sherco 300 Team: Sherco Polska	88	0	0	0	0	3	0	3	5	0	0	0	3	1	2	1	40	02:10:34	15	4	1	8	2	2
		0	0	0	0	3	0	3	3	0	0	1	3	5	3	1	22								
9	Jacob-Olaus Vold Gunvaldsen  NOR Beta 125	79	0	5	0	0	3	5	2	0	0	1	5	1	0	0	0	42	03:03:55	17	4	1	2	6	6
		0	0	0	0	5	5	3	1	0	0	0	5	1	0	0	20								
10	Leevi Paajanen  FIN Beta 125	85	0	0	0	0	3	0	5	5	0	0	0	5	0	3	0	44	03:34:16	18	1	2	3	6	6
		0	0	1	0	5	0	3	5	0	0	0	5	2	2	0	23								
11	Anton Folkesson  SWE GasGas 300	77	0	0	0	0	3	0	2	5	0	1	0	5	0	5	0	44	03:03:04	17	1	1	7	4	4
		0	0	0	0	5	0	3	3	0	3	0	3	3	3	0	23								
12	Morten Opstrup Andersen  DEN Jotagas 300	84	0	0	0	0	5	1	5	3	0	0	0	5	2	0	0	48	02:51:35	16	2	2	4	6	6
		0	2	0	0	3	0	3	5	0	5	0	5	1	3	0	27								

**Trial European Championship, Borås 2013-08-17 -- 18**  
**Result for class: FIM Europe Trial International Class**

Pos.				No.	1	2	3	4	5	6	7	8	9	10	11	12	13	14	15	Lap	P	Total	0	1	2	3	5
13	Tommi Kallio  FIN	GasGas	280	91	0	0	0	5	3	2	3	3	0	5	0	3	0	2	0	26		51	03:35:20				
					0	1	0	0	3	0	3	3	0	0	1	5	3	3	3	25			13	2	2	10	3
14	Sara Trentini  ITA	Beta	250	93	0	0	1	0	5	1	5	2	5	0	0	3	3	3	0	28		63	03:01:34				
					0	0	1	1	5	0	5	5	2	3	0	3	5	5	0	35			11	4	2	5	8
15	Sofia Henriksson  SWE	Beta	125	95	1	5	5	3	5	2	5	5	1	2	0	5	5	5	0	49		91	03:12:45				
					5	2	3	0	5	0	5	5	0	0	0	5	2	5	5	42			7	2	4	2	15
16	Didzis Gundulis  LAT	GasGas	280	90	0	1	0	0	5	5	5	5	0	2	0	5	3	5	5	41	20	102	03:42:10				
					0	5	1	0	5	3	5	5	1	2	0	5	3	5	1	41			8	4	2	3	13
	Kristian Jørgensen  DEN	Beta	300	83	0	3	1	0	5	2	5	5	5	5	0	5	3	5	---			RET					
	Kristian Haugland  NOR	Sherco	125	87	0	0	0	0	3	1	5								---			RET					
	Per Markusson  SWE	Montesa	300	81														---			DNS	0 0 0 0 0					